



# 2020 WATER RATE CHANGES




ENCOURAGING CONSERVATION. MAXIMIZING AFFORDABILITY.

## Overview

In 2019, the City reviewed the rate structure that determines how we charge for water services. Water utilities conduct rate studies as a best practice to ensure that the utility's financial health is maintained and that the utility is setting a course toward meeting future financial obligations. The rate study helps us ensure we keep rates fair and equitable, and tied to the demand customers place on our water system.

### CITY COUNCIL GOALS

Implement a water rate structure that:

-  Is easy for customers to understand
-  Encourages water conservation
-  Ensures maximum affordability

## Current Rate Structure vs. Proposed Rate Structure

### 2012 – 2019

- Higher monthly service charge
- Same rate for every unit of water used




### 2020

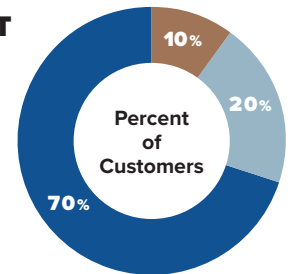
- Monthly service charge reduced by 20-50%, depending on meter size
- Tiered rates promote affordability and water efficiency

## Single-family Residential Bills

Under the new structure, we estimate that 70% of single-family residential customers will see their monthly bill go down slightly or remain the same.

### MONTHLY BILL IMPACT

-  Bill Down Slightly or the Same
-  Bill Increase < \$20
-  Bill Increase > \$20



\*Assumes same water use

## Tiered Rates



### TIERED RATES

Tiered rates encourage water conservation by increasing water bills for high water use and rewards customers who are water efficient.

### ALL OTHER CUSTOMERS

Multi-family residential will pay a single rate comparable to Tiers 2 and 3. Commercial, irrigation and the City's irrigation will pay a rate comparable to Tier 3 or higher (See table on reverse).

### SINGLE-FAMILY RESIDENTIAL 2020 TIERED RATES

TIER 1 0-4 hcf monthly	TIER 2 4-7 hcf monthly	TIER 3 >7 hcf monthly
\$5.71/hcf	\$5.81/hcf	\$6.65/hcf
		

Note: One hundred cubic feet (hcf) is equal to 748 gallons.

## CityCARE – Affordability in Action

The City of Port Hueneme offers “CityCARE,” a program for income-eligible residents to receive a discount off their water, wastewater, and solid waste bill based on Southern California Edison’s (SCE) CARE program guidelines. If you participate in SCE’s CARE program, you automatically qualify for CityCARE and are eligible to receive a 7.5% discount on your City utility bill. For more information, visit the City website.

## Monthly Service Charge

Meter Type	MONTHLY SERVICE CHARGE 2012 – 2019		MONTHLY SERVICE CHARGE 2020	
	Standard	CityCARE	Standard	CityCARE
<b>Residential</b>				
5/8” & 3/4”	\$37.62	\$34.80	\$24.84	\$22.98
<b>Commercial / Irrigation</b>				
5/8” & 3/4”	\$31.13	N/A	\$24.84	N/A
1”	\$77.82		\$40.42	
1 1/2”	\$155.63		\$79.39	
2”	\$249.01		\$126.15	
3”	\$466.89		\$274.23	

For proposed monthly service charges on larger meters, visit the city website at [www.ci.port-hueneme.ca.us](http://www.ci.port-hueneme.ca.us).

## Volumetric Rates

VOLUMETRIC RATE (\$/hcf)					
Customer Type	March 2020	July 2020	July 2021	July 2022	July 2023
<b>Single Family Residential</b>					
Tier 1 (0 - 4 hcf monthly)	\$5.71	\$5.82	\$5.93	\$6.05	\$6.16
Tier 2 (5 - 7 hcf)	\$5.81	\$5.92	\$6.03	\$6.15	\$6.26
Tier 3 (>7 hcf)	\$6.65	\$6.78	\$6.91	\$7.04	\$7.17
<b>Single Family Residential CARE</b>					
Tier 1 (0 - 4 hcf monthly)	\$5.28	\$5.38	\$5.48	\$5.58	\$5.69
Tier 2 (5 - 7 hcf)	\$5.37	\$5.47	\$5.58	\$5.68	\$5.79
Tier 3 (>7 hcf)	\$6.15	\$6.26	\$6.38	\$6.50	\$6.63
<b>Multi-Family Residential</b>	\$6.43	\$6.55	\$6.67	\$6.80	\$6.93
<b>Multi-Family Residential CARE</b>	\$5.94	\$6.06	\$6.17	\$6.29	\$6.41
<b>Commercial</b>	\$6.71	\$6.84	\$6.97	\$7.10	\$7.24
<b>City Property</b>	\$6.71	\$6.84	\$6.97	\$7.10	\$7.24
<b>Irrigation</b>	\$7.02	\$7.15	\$7.29	\$7.43	\$7.57
<b>City Irrigation</b>	\$7.02	\$7.15	\$7.29	\$7.43	\$7.57